


THE PROFESSIONALS CHOICE

# GB Base Clamp Plate


Use with GB Spinner .404" & 3/4" : **GBCS-100**  
 Use with GB Breaker .404" : **GBCB-404-100**  
 Use with GB Breaker 3/4" : **GBCB-3/4-100**  
 Use with GB Spool Holder : **GBCH-100**



**Base Clamp Plate**  
**GBCA-100**  
 9312589850015





Base Clamp mounted to bench




Base Clamp held in vice




Base Clamp with Chain Reel Holder



Base Clamp with Breaker



Body can be rotated 360°



Base Clamp with Spinner

To suit: **.404" -PITCH-** **3/4" -PITCH-** Chain

## Parts List

Description	Part No.	Qty	Bar Code
Base clamp plate	<b>GBCA-100</b>	1	9312589850015
Bolt M10*50	<b>GBCA-110</b>	4	9312589850398
Bolt M8*50	<b>GBCA-111</b>	2	9312589850404
Nut M8	<b>GBCA-112</b>	2	9312589850411
Nut M10	<b>GBCS-105B</b>	4	9312589850305
Washer M10	<b>GBCS-105C</b>	4	9312589850312



This device should only be used by trained personnel.





# Replacement Parts GB Base Clamp Plate



**GBCA-100**  
Base clamp plate



**GBCA-110**  
Bolt M10\*50



**GBCA-111**  
Bolt M8\*50



**GBCA-112**  
Nut M8



**GBCS-105B**  
Nut M10



**GBCS-105C**  
Washer M10



This device should only be used by trained personnel.

